ELECTRONIC PASSWORD LOCK

System 4000
User Manual

Attention for installation :

★ As picture on right, the centres of pannel hole, knob and ring are concentric.

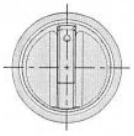

1、Battery installation

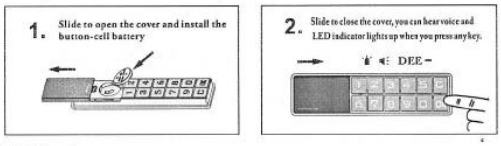

2、Code Setting

Factory default code is 0. The code can be set into 1-15 digits combination. The code will not be cleared after power-off.

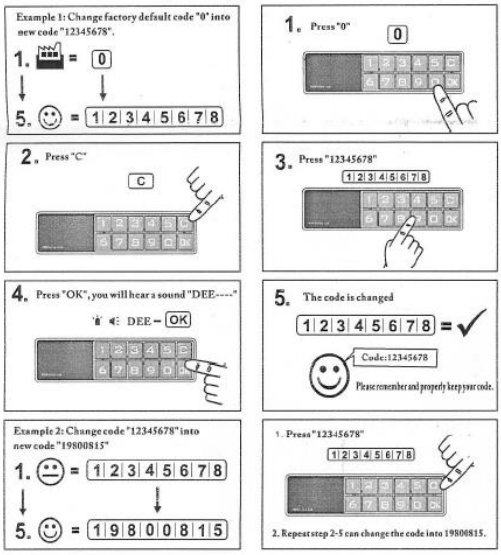

3、Unlock

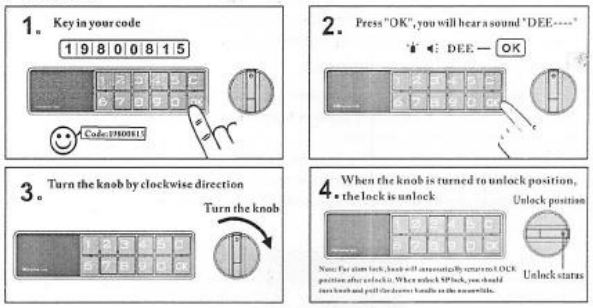

4、Lock

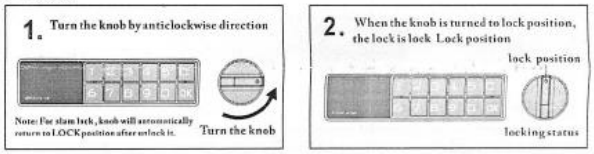

5、Alarm

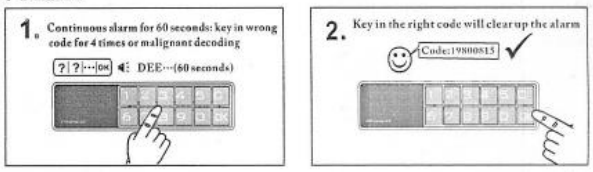

6、Change Battery

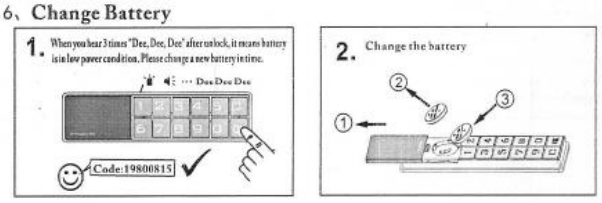

The lock is powered by a button-cell battery (model NO.: CR1632) which can use for about one year. When power is low, the lock will alarm "dee, dee, dee" for 3 times when you unlock it. The lock still can afford 200 times unlocking until power consumes up. You need to change battery as soon as possible.

7. Decoding (Emergency unlock)

In case you forget the code, you can dec ode your SNOW lock by following 2 channels:

1. Single user can apply decoding service from supplier by showing your warranty sheet and Serial NO. of your lock.
2. Group users can apply decoding service from his/her enterprise or office furniture supplier to decode the lock (through the group management keys). The code will be automatically reset to factory default code "0" after decoding.

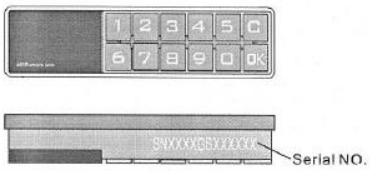

8. Trouble Shooting

Trouble	Main Reason	How to Solve
Alarm 2 times "dee dee" after inserting the code, lock cannot be open.	Wrong code.	Refer to Point 7 Decoding (Emergency unlock)
Alarm a long "dee" after inserting the right code, and alarm again 3 tims "dee dee dee", lock cannot be open.	The power of battery is low.	Please change a new battery.
Alarm a long "dee" after inserting the right code, lock cannot be open.	Knob is not in the right locking position.	Turn the knob back to right locking position and try again.
No sound when inserting numbers, lock can be open.	Alarm buzzer is broken.	Change a new mainboard or alarm buzzer.