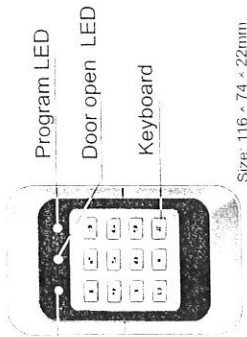


Products



Size: 116 x 74 x 22mm

Functions & features

- Vandal resistant, waterproof, shockproof
- AC/DC power supply
- Max. number of users is 250
- Administrator setting purview
- Door-status-detect; if the door didn't close, system will automatically alarm
- Unlock time can be programmed 1 to 99 sec.
- Two password lock mode to choose
- Remote unlock(optional)

3. Specifications

- Operating voltage: DC/AC10V~18V
- Operating current: ≤ 80mA
- Quiescent current: ≤ 27mA
- Relay current: 2A

4. Operation

Before operate: Please connect all necessary units according to the diagrams. When the system sounds short "di", and the blue LED on, it means the system is ready and you can use or program it.

Work mode 1. Unlock by password(when unlocking delay time is 01s-99s)

1. Input "user's password(2-8digits)" + [#]
2. If password is right, a short sound of "di" can be heard, and yellow LED is on
3. If password is wrong, a long sound of "di" can be heard and red LED is on.

Work mode 2. Unlock & lock by password (when unlocking delay time is 00s)

- unlock by password
 1. Input "user's password(2-8digits)" + [#]
 2. If password is right, a short sound of "di" can be heard and yellow LED is on.
 3. If password is wrong, a long sound of "di" can be heard and red LED is on.
- lock by password
 1. Input "user's password(2-8digits)" + [#]
 2. If password is right, a short sound of "di" can be heard and yellow LED is off.
 3. If password is wrong, a long sound of "di" can be heard and red LED is on.

work mode 3. remote unlock(optional)

If "Remote unlock control terminal" is connected to unlocking button, you can press the button to open the door.

Remarks function

1. You can press [*] key to delete the digits that you have input.
2. When inputting password, if no confirmation within 10s, system will delete the contents automatically.
3. If the door didn't close, a long sound of "di" can be heard, and red LED is on, press any key can end the voice alarm, but the red LED is still on until re-close the door.

5. system programming

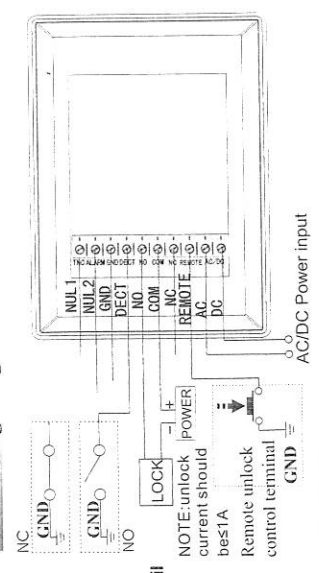
- Input [#] + "administrator password" (4digits) + [#], system sound short "di" and red LED start to flash, successfully entering the system program.

[note] 1. The original administrator password is 1234/
2. All programs following are available only after enter the system.
3. Press [#] key can quit the program
- Change admin PW
 1. Input [0] [0] [0]
 2. If system sound short "di", successfully entering
 3. Input "4 bit new code" + [#] + "4 bit new code"
 4. If system sound short "di", it means successful

[note] The new code input must be the same, or the system will sound long "di" to prompt wrong
- Setting user's PW
 1. Input "number(001-250)" (e.g. [0] [0] [1])
 2. If system sound short "di", successfully entering
 3. Input "new password" + [#] + "repeat" new password" (e.g. /654321/+/# +/654321/)
 4. If system sound short "di", it means successful

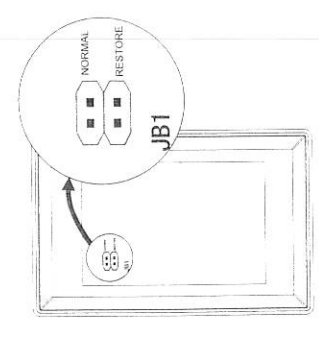
[note] 1. Altogether can set 250 groups of users' code
2. New password is allowed 2-8 digits

6. Wiring diagram



- Terminals:
- NUL1: empty
 - NUL2: empty
 - GND: negative terminal
 - DECT: door-status-detect input
 - NO: NO terminal for electrical output
 - COM: electrical lock common terminal
 - NC: NC terminal for electrical output
 - REMOTE: remote unlock input terminal
 - AC: 12V DC/AC terminal
 - DC: 12V DC/AC terminal

7. Reset to ex-work status operations:



1. Power off
 2. Remove NORMAL jumper to RESTORE position
 3. Power on again
 4. Remove RESTORE jumper to NORMAL position
- [note]** The administration password reset to 1234 automatically, door-status check & unlock-time reset to ex-work status, other parameters remain the same.
[warning] Must remove the jumper to NORMAL position, otherwise, system will be not working.