Briton

DOOR CONTROLS

2420T

Concealed Cam Action Closer

Introduction

The Briton 2400 Series is a precision manufactured cam-action, slide channel door closer, in a compact concealed unit. With the closer body mounted within the top of the door and the slide track within the head frame, the Briton 2400 Series offers high resistance to abuse and is an aesthetic solution being fully concealed when the door is closed. Suitable for doors 44mm thick and above. The low initial opening forces of the cam action design allow easy access for less able users whilst maintaining the closing forces needed for fire safety.

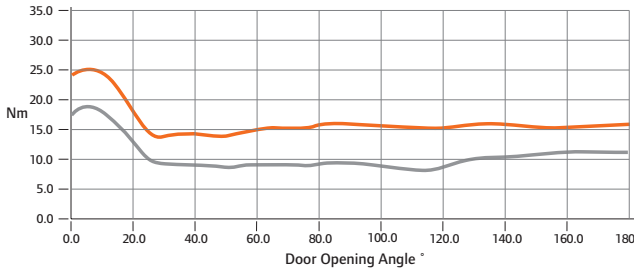

Features & Functions

- Adjustable power size EN 2-4
- High efficiency cam action technology provides reliable closing for fire door applications & easy operation for accessibility
- Compact, extruded aluminum body and slide track requiring minimal removal of material from the door and frame
- Easy to reach spring power adjustments to suit to the size and location of the door
- Aluminum slide track 23mm wide
- Capable of meeting BS8300 requirements for use on accessible routes
- Adjustable closing speed and latch action
- In-built temperature compensation ensures reliable performance without the need for
- Non handed design is suitable for all applications and has a max. opening angle of 120 degrees.
- Optional cushion stop helps to prevent doors coming into contact with adjacent walls (note: this is not a backcheck function)
- Optional hold-open armset (**not to be used on fire doors**)
- Intumescent gasket kit required for fire door applications
- Powder coated steel track arm with nylon runner

The closer body can be mounted in the top of the door or in the underside of the transom.

Adjustment screws are accessible when the door is open.

Certification

CE Marked to EN 1154 (2812-CPR-AD1154)

UKCA Marked to EN 1154 (1121-CPR-UK-AD7604)

Fire tested to EN 1634-1 for use on timber fire doors up to 90 minute rating when used in conjunction with intumescent pack 2420.IP

Environmental Product Declaration in accordance with ISO 14025 & EN 15804

DoP available at www.britondops.co.uk

Allegion (UK) Limited
35 Rocky Lane, Aston, Birmingham B6 5RQ
T: +44 (0) 330 8080 617
E: contactuk@allegion.com

ALLEGION

www.briton.co.uk

Briton

DOOR CONTROLS

Concealed Cam Action Closer Briton 2420T

Product features	Product ref.
	2420T
CE marked and EN 1154 compliant	■
Variable closing power EN size	2 - 4
Door limits (width/weight)	1100mm/80kg
Min. door thickness: - FD30 - timber doors - FD60 - timber doors - FD90 - composite doors	 44mm 54mm 60mm
Maximum angle of opening	120°
Separate closing speed & latch action adjustment	■
Cushion stop	□
Hold open facility	□
Arm & track finish	SE, SS or PS
Dimensions (L x D x H mm)	242 x 42 x 32
Channel/slide arm	440 x 17
Warranty period	10yrs
CE Classification	3 8 2-4 1 1 3

■ Standard □ Available as an option/variant

Specification Tip

Intumescent gasket set (2420.IP)

A significant amount of fire resisting doorset material is removed when concealed closers are mortised into the door leaf. The intumescent gasket set will provide the additional performance that is required to protect the door from integrity failure during fire conditions.

It is particularly important with these closers to check that the details of the fire test certification are relevant to your intended door application.

Accessories & Parts	
2420.CS	Cushion stop
2420.FP	Fixing pack
2420,HP	Hold open conversion pack
2420.IP	Intumescent pack
2420.NS	Nylon track slider

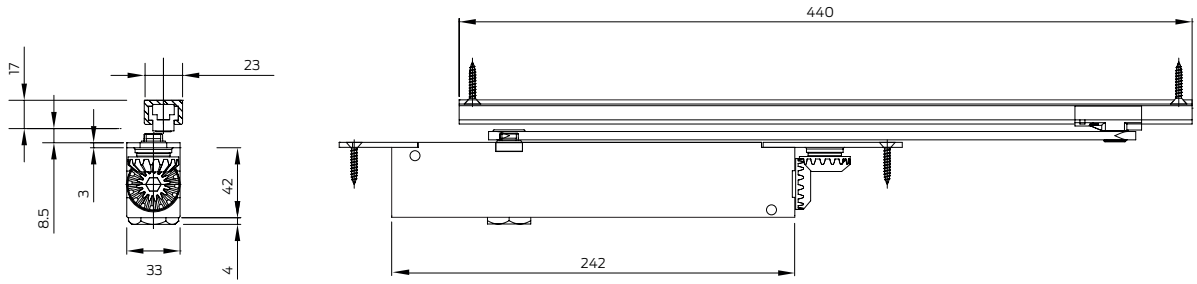

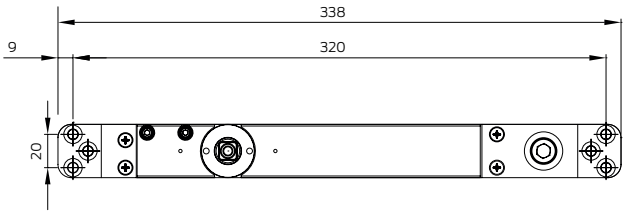

All dimensions are in mm

Finishes

All finish variants are available with black armset (e.g SE)or with matching armset (e.g SES).

SE
Sprayed silver

SS
Satin stainless steel
PS

Polished stainless steel

Briton

DOOR CONTROLS

2420T

Concealed Cam Action Closer

Door Mounted

With the closer body mounted in the top of the door leaf and the slide track in the underside of the transom or head frame.

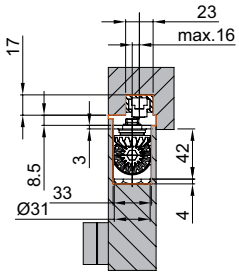

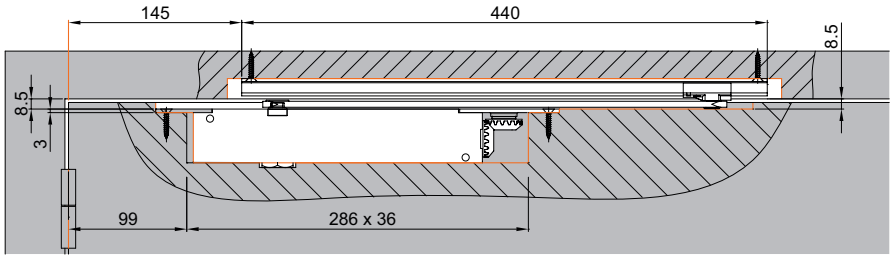

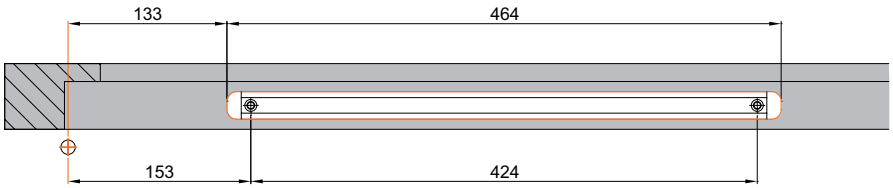

view of underside of transom

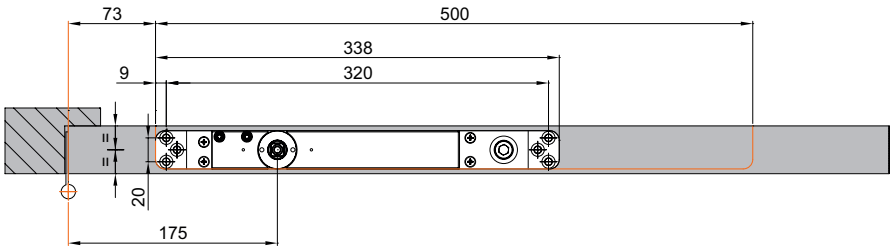

view of top of door leaf

Allegion (UK) Limited
35 Rocky Lane, Aston, Birmingham B6 5RQ
T: +44 (0) 330 8080 617
E: contactuk@allegion.com

ALLEGION

www.briton.co.uk

Briton

DOOR CONTROLS

Concealed Cam Action Closer Briton 2420T

Transom Mounted

With the closer body mounted in the underside of the transom and the slide track in the top of the door.

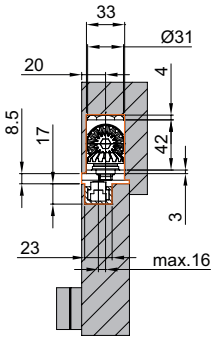

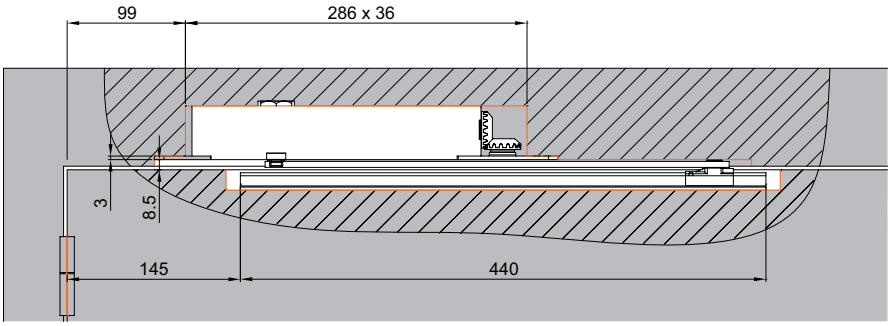

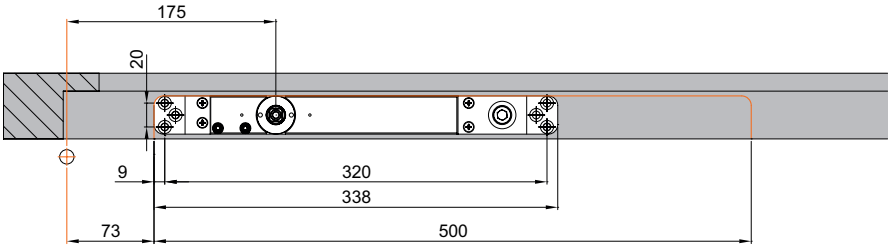

view of underside of transom

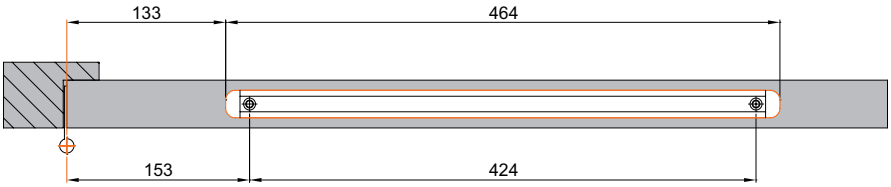

view of top of door leaf

General Maintenance

2420T

Door controls

In research, Allegion has identified that 95% of all problems associated with overhead door closers can be attributed directly to errors in installation rather than problems with the door closer itself. If the door is not closing properly into the frame you should first disconnect the door closer (disconnect the arm(s)) and determine that there is not an underlying problem with the door, frame or any smoke / draft seals that might be fitted.

PLEASE NOTE:

The power of the door closer should not be used to overcome problems associated with the door or other items of hardware fitted to it.

Under no circumstances should the closer body be dismantled.

Types of maintenance

Much of the routine maintenance recommended consists of a combination of visual and mechanical checks, cleaning and lubrication. Look out for the icons opposite which provide a 'quick glance' reminder of the maintenance required.

Visual checks

Primarily making a visual check on the product and surrounding door/frame looking for wear, damage, and general condition.

Functional checks

Consists of checking that the product operates properly ensuring the door can fully close without any binding or undue force required. Check that any seals or weatherstripping do not inhibit correct operation of the door

Check fixings

Fixings need to be checked regularly and tightened when necessary. Check that no projection of fixings prevents the door from swinging freely.

Lubricating

Some products will benefit from periodic lubrication using a light machine oil or as instructed.

Cleaning

Build up of grease, dust and harmful chemicals should be removed to prevent corrosion and maintain the product finish.

Allegion (UK) Limited
35 Rocky Lane, Aston, Birmingham B6 5RQ
T: +44 (0) 330 8080 617
E: contactuk@allegion.com

Closer Maintenance

WEEKLY

Release the door from the fully open position and ensure that it closes fully into the frame. Ensure the latch (if fitted) engages fully into the strike plate. Repeat the process a few times from different angles of opening to ensure the door closes consistently each time.

Check and adjust the closing and latching speeds if necessary.

Check the Cushion Stop (if fitted) comes into operation at the desired angle and readjust if necessary.

Check that the door or hardware does not come into contact with the door frame or the surrounding structure.

QUARTERLY

The fixings of the closer body and the slide track are subject to stress and should be checked carefully to make sure they are tight.

Periodically apply a little light machine oil to the moving joints of the arm and slide track.

Check any fire and smoke seals to ensure they do not foul the action of the door.

Check for any loss of fluid from the door closer body which would indicate a failing device.

Clean the closer body, arms and track if necessary following the guidance on “Care of Finishes” on page 16 of the ‘Service & Maintenance Guide’.

FIRE DOOR APPLICATIONS

When installed as part of a fire precaution system the door closing mechanism, including the door selector if used on a double door arrangement, should be checked in accordance with standing periodic fire testing procedures.

Routinely check that all fixings of the closer body and track are tight.

Routine care of finishes as necessary.