

Born out of frustration with current timber to timber & timber to metal fixings, Joyner Bolt guarantees performance when quality and speed matter.

Joyner Bolt

Vs

Coach Bolt

- ✓ Enhanced workability
- ✓ No turning in timber
- ✓ Can't be pulled through
- ✓ Won't show through board
- ✓ Only needs one hand to use

- ✗ No tolerance
- ✗ Turns and won't tighten
- ✗ Pulls through & damages timber
- ✗ Penetrates finishing materials
- ✗ Needs two hands to fix

Joyner Bolt

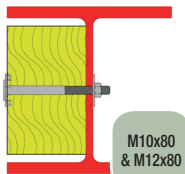
Vs

Threaded Rod

- ✓ Task specific range
- ✓ Easy to use
- ✓ Needs one nut, one washer
- ✓ Spikes hold it in place
- ✓ Access from one side to fix

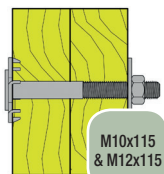
- ✗ Has to be cut to size
- ✗ Labour intensive
- ✗ Cut ends difficult to thread
- ✗ Two spanners required
- ✗ Access from two sides to fix

Task specific range covers all joint requirements



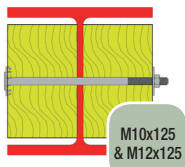
M10x80
& M12x80

Connects a single timber into structural steel e.g. single sided cladding on floor joist or door lintel.



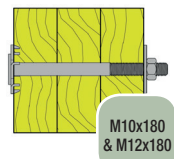
M10x115
& M12x115

Connects two timber members together e.g. floor joists, rafters, stud walls.



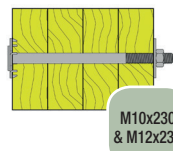
M10x125
& M12x125

Connects two timbers each side of structural steel e.g. floor beams and door lintels.



M10x180
& M12x180

Connects three timbers together with or without structural steel e.g. floor joists, rafters and stud walls.



M10x230
& M12x230

Connects four timbers together with or without structural steel e.g. floor joists and rafters.