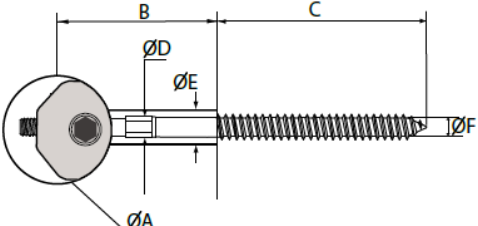
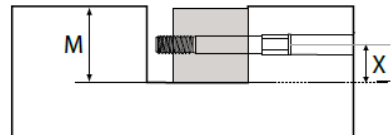


DATA SHEET


236805

QT 13.600

90mm x 8mm Rail Bolt Connector

SPECIFICATION	
	 <p>M= Minimum Bore Depth 20mm (51/64 inches) X = Shaft Centre 10mm (25/64 inches)</p>

Measurements		
	Millimetres	Inches
A	25	1
B	38	1 1/2
C	52	2 3/32
D	7	
E	9 - 10	3/8
F	6 - 7	1/4



5mm hex bit

